

TELE **SATELLITE**
AWARD & BROADBAND
08-09/2008

VENUS MADE OF GALVALUME
Universal dish for C and Ku band
made of long-lasting and strong material



A Dish Named Venus

Quality Made in Indonesia

The manufacturing of Venus dishes, a brand of Indonesian company PT Subur Semesta, was the focus of a report in TELE-satellite issue 03/2008. But how well would those dishes perform in the real world? That's what we wanted to find out first-hand in Europe, and PT Subur Semesta was kind enough to forward a 1.8 m segmented dish to us by airfreight.

To make sure the dish arrives in perfectly sound condition the manufacturer used a tailor-made transport bag in which the triangular transport package fit in perfectly. Everything we needed to assemble the dish was included in that package: the six segments that would make up the parabolic antenna in the end, all screws needed to firmly attach the segments to each other, as well as feed holder rods and the mounting ring for the back side, plus all rods and the base ring for the antenna stand. To make sure the assembled dish will look as intended by the manufacturer a manual is also provided and gives detailed instructions.

Even a single person is able to connect the six segments to each other, as they are just about small enough for two hands only. At the TELE-satellite Test Center in France we are no newcomers when it comes to dish assembly, but we would not go as far as to say that for us this is routine procedure. Nevertheless, the dish was up and standing after less than half an hour. But then again, there's really no way you could make any mistakes when setting it up. Even as soon as during assembly of the individual segments,

the robustness of the segments struck us right way. Dishes provided by other manufacturers that we set up in the past seemed much more delicate and caused us to handle all components with great care. The risk of unintentionally bending one of the segments had been very high in those cases. It's a totally different story with the Venus dish: the wall thickness of the Galvalume segments is 0.6 mm, which provides sufficient protection against bending. This is an important point not only during assembly, but much more during everyday operation, because you'd expect from a satellite dish that it would withstand strong winds and even storms without damage for years to come. Galvalume is a special alloy consisting of 55% aluminium and 45% zinc, which makes it extremely durable. PT Subur Semesta sources their Galvalume from Australian producer Bluescope.

Everyday use

The feed holders of the Venus dish are designed for standard C band feeds, which allowed us to mount a C band LNB from our technical storage right away. What we did not expect but



1.8 m Venus dish of PT Subur Semesta as delivered

appreciated all the more was that PT Subur Semesta was considerate enough to throw in shortening rings for 40 mm LNBs as well. What's the point of that? Well, they make the dish and feed mount Ku band compatible. Strictly speaking, this is not absolutely true as conventional Ku band LNBs are designed and optimised for offset dishes, and you should rather go for special Ku band LNBs for parabolic antennas if you want to use them with your Venus dish. The point remains, however, that the Venus antenna can be used for C band just as well as for Ku band reception.

The reception capabilities of the dish met the expectations we had towards a dish of that

size. The major advantage of the Venus dish is its sturdy segments which ensure the dish stays in shape even during storms and which prevent deformations up to a very high degree.

Conclusion

Never before had we assembled a C band dish as quickly. What's more, the stability of the segments makes sure the dish will stay operational over many years. We particularly appreciated the shortening ring for 40 mm Ku band LNBs, which is a thoughtful bonus that makes a universal C and Ku band antenna out of the Venus dish and opens many doors for prospective users.

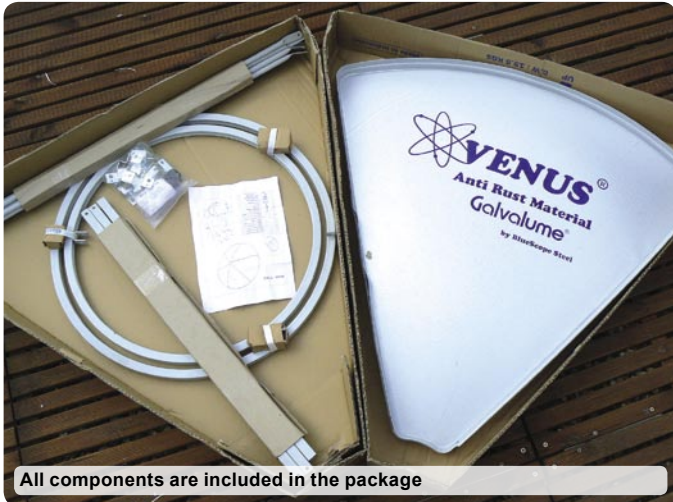
TELE-satellite World

www.TELE-satellite.com/...


Download this report in other languages from the Internet:

Arabic	العربية	www.TELE-satellite.com/TELE-satellite-0809/ara/venus.pdf
Indonesian	Indonesia	www.TELE-satellite.com/TELE-satellite-0809/bid/venus.pdf
Bulgarian	Български	www.TELE-satellite.com/TELE-satellite-0809/bul/venus.pdf
Czech	Česky	www.TELE-satellite.com/TELE-satellite-0809/ces/venus.pdf
German	Deutsch	www.TELE-satellite.com/TELE-satellite-0809/deu/venus.pdf
English	English	www.TELE-satellite.com/TELE-satellite-0809/eng/venus.pdf
Spanish	Español	www.TELE-satellite.com/TELE-satellite-0809/esp/venus.pdf
Farsi	فارسی	www.TELE-satellite.com/TELE-satellite-0809/far/venus.pdf
French	Français	www.TELE-satellite.com/TELE-satellite-0809/fra/venus.pdf
Greek	Ελληνικά	www.TELE-satellite.com/TELE-satellite-0809/hel/venus.pdf
Croatian	Hrvatski	www.TELE-satellite.com/TELE-satellite-0809/hrv/venus.pdf
Italian	Italiano	www.TELE-satellite.com/TELE-satellite-0809/ita/venus.pdf
Hungarian	Magyar	www.TELE-satellite.com/TELE-satellite-0809/mag/venus.pdf
Mandarin	中文	www.TELE-satellite.com/TELE-satellite-0809/man/venus.pdf
Dutch	Nederlands	www.TELE-satellite.com/TELE-satellite-0809/ned/venus.pdf
Polish	Polski	www.TELE-satellite.com/TELE-satellite-0809/pol/venus.pdf
Portuguese	Português	www.TELE-satellite.com/TELE-satellite-0809/por/venus.pdf
Romanian	Românesc	www.TELE-satellite.com/TELE-satellite-0809/rom/venus.pdf
Russian	Русский	www.TELE-satellite.com/TELE-satellite-0809/rus/venus.pdf
Swedish	Svenska	www.TELE-satellite.com/TELE-satellite-0809/sve/venus.pdf
Turkish	Türkçe	www.TELE-satellite.com/TELE-satellite-0809/tur/venus.pdf

Available online starting from 25 July 2008



All components are included in the package




Overview of all supplied components



TELE-satellite test editor Sylvain Oscul beginning assembly with two segments



The segments are attached to each other one after the other with the antenna lying on the ground for assembly




The sidewalls of the segments are vaulted on one side to increase stability



That is about the maximum size of a dish that can be assembled by a single person



The brackets are attached to the antenna ring...



... and the six segments are then attached to the ring



Done! The antenna is assembled and can even be put on the ground edgewise – something you should not attempt with most competing products



Anything missing? The LNB!



Which LNB? PT Subur Semesta supplies its antenna with an important shortening ring. That way you can easily exchange the C band LNB for a standard Ku band LNB.



The moment of truth has arrived: a Promax professional signal meter verifies the reception capacity of the Venus dish



Brilliant alignment tool: a water-level with magnetic holders allows precise adjustment of the brackets



The assembled dish mounted on the supplied stand

Expert opinion

+

Very strong segments increase confidence in the antenna's resistance to deformation. By using Galvalume alloy the dish ensures a long durability. The dish is supplied with all components and can be mounted very fast.



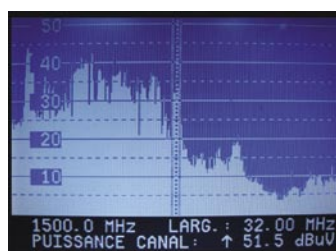
Sylvain Oscul
TELE-satellite
Test Center
France

-

none

TECHNIC DATA

Manufacturer	PT. Subur Semesta, Jl. Kamal Raya No. 8A RT 14/09, Tegal Alur, Jakarta Barat 11820, Indonesia
Tel	+62-21-5559733
Fax	+62-21-5559805
Email	subursmt@gmail.com
Website	www.subursmt.com
Model	Venus 1.8m Galvalume
Function	6-segment dish for C and Ku band including base
Size	1.8m
Focal length	68.2cm
C band gain	35.98dB
Ku band gain	45.54dB
F/D ratio	0.38
Available colours	grey, cool grey, green



NSS7 spectrum at 338E (22W)



One of the NSS7 channels